



# Quarterly Market Review

## 1st QUARTER 2023 REVIEW AND OUTLOOK

### Monetary Tightening Continues

#### Overview

As 2023 began to unfold, the consequences of persistent interest rate increases are beginning to be felt across all segments of the economy. A full year into the tightening cycle, the Federal Reserve has rapidly increased the federal funds rate by 4.75%. Peak monetary tightening is likely to occur this year and corporate earnings could potentially contract. Sticky inflation, in combination with banking stresses, are creating headwinds for growth. The collapse of Silicon Valley Bank and Signature Bank, which dampened an otherwise strong start to the first quarter, was an anomaly in the context of those banks' unique business models. The Fed, the U.S. Treasury, and the FDIC have stepped in with emergency measures to ameliorate funding concerns among smaller banks and stem contagion effects across the industry. Although big banks are well capitalized, smaller institutions face the possibility of liquidity crunches due to deposit flight from low-yielding checking and savings accounts to higher yielding money market vehicles. Silicon Valley bank had to sell intermediate duration Agency MBS securities at a large mark to market loss, triggering a crisis of confidence. Worries continue to linger over how deep the damage may be among smaller regional banks. Additionally, the Swiss bank regulators forced merger of UBS and Credit Suisse has also stoked investors' fears of financial sector malaise. To date, deposit outflows and unrealized losses in securities have been the cause of the banking turmoil. There is growing unease, however, around banks' exposure to commercial real estate (CRE). An estimated \$2.5 trillion of \$4.5 trillion in total outstanding CRE debt is coming due over the next five years, most of which was financed at significantly lower interest rates than those prevailing currently. Many office landlords, particularly in major city centers, have been struggling since the Covid pandemic kicked off a trend of remote work and led many companies to trim office space to accommodate fewer in-person employees.

Despite the Fed's persistent hawkishness, inflation is cooling at a quicker pace than it did during both the 1974-1975 and 1980-1981 bouts of inflation. Peak inflation during the current cycle occurred in June of 2022 at 9.1%. Year-over-year comparisons will become increasingly difficult in terms of the Fed's justification of increasingly higher rates, as the economy and inflation are cooling quickly and





# Quarterly Market Review

tighter bank lending could further dampen economic activity. The broadest measures of economic activity for both manufacturing and services, the ISM data, are both showing slowing trends. The Manufacturing index is below 50, indicating a shrinking manufacturing sector. The Services index has been choppy but remains above 50 currently as consumers return to restaurants and travel more routinely.

## Constructive Observations

- Easing inflation trends should lead to a less restrictive Federal Reserve.
- Consumer spending remains resilient, buoying GDP.
- Job and wage growth trends remain robust.
- China's economic recovery should be supportive of global markets.
- Protections implemented via Dodd-Frank post-GFC have proven effective amid recent banking stress.

## Cautious Observations

- Global economic expansion is mature: risks are elevated and opportunities are limited.
- Banks are likely to tighten credit standards, leading to weaker growth.
- Consensus earnings estimates are likely too optimistic for coming quarters.
- Commercial real estate may be the "next shoe to drop" forcing debt-holders to take significant losses.

## MACRO OVERVIEW

The Atlanta Fed currently projects first quarter GDP to rise 2.2%, following a 2.6% rise in the fourth quarter of 2022. Economic growth remains resilient, and the economy is in decent shape based on continued jobs growth and increasing consumer spending, driven primarily by savings accumulated during Covid. The Fed is likely to hold interest rates higher for longer with the logical outcome being an eventual uptick in unemployment and an increased likelihood of recession. The stress experienced by regional banks recently will likely lead to higher costs of capital, tightening lending standards, and a decline in overall credit availability.

The forward outlooks provided by corporate management during the forthcoming Q1 earnings cycle are likely to garner more attention than the actual earnings results, themselves. The cumulative impacts of quantitative tightening and higher interest rates are likely to impact corporate earnings as signs of economic weakness begin to materialize.

The housing market has improved since last quarter due to lower interest rates. Existing home sales rose 14% from its January trough. Housing starts rose 9.8% month-on-month in February, coming in more than 10% above the consensus forecast. Sales of new single-family houses increased 1.1% month-over-month to a seasonally adjusted annualized rate of 640k, the highest level since August last year but below forecasts of 650k. Median home prices were down 2.6% from November and down 12.3% from last June's peak. As a result of lower rates and lower prices, the Housing Affordability Index rose to 104.9 in January from 91.3 at the October low.

U.S. payrolls rose by 236,000 jobs in March, driven by gains in leisure and hospitality. For the quarter, payrolls increased by a monthly average of 345,000 jobs, an acceleration from the 247,000 monthly average last quarter. Total nonfarm employment is now up 2% from its pre-pandemic level in February 2020. The unemployment rate remains at 3.5% with the participation rate up slightly from 62.3% in December to 62.6% currently. Average hourly earnings rose 0.3% in March and 4.2% year-over-year, down from 4.5% in December and closer to the Fed's 3.0%-3.5% target.





# Quarterly Market Review

The University of Michigan Consumer Sentiment Index climbed to 62.0 in March from 59.7 in September but dropped below its 67.0 peak in February as Silicon Valley Bank headlines emerged in March. The Conference Board Consumer Confidence Index increased slightly in March to 104.2, up from 103.4 in February. The Present Situation Index, which measures consumers' views of current business and labor market conditions, decreased from 153.0 to 151.1. The threat of inflation, higher interest rates, and higher unemployment from a slowing economy pose a meaningful risk to confidence.

## MARKETS OVERVIEW

### Equities

The S&P 500 Index had a strong start in 2023, increasing 8.9% through early February. Investor confidence was rising in anticipation of an end to Fed interest rate hikes, hopes for an economic “soft landing”, China’s rapid reopening, and an improved outlook for Europe. Stocks gave up a lot of ground in February as U.S. job growth and inflation measures exceeded expectations; resulting in expectations of a higher peak fed funds rate.

Amid the confusion of March’s banking malaise, investors bid up the information technology sector’s version of safe haven assets: Apple and Microsoft stock. The S&P 500 has returned to a top-heavy condition: 90% of this year’s gains are attributable to just ten technology-centric stocks. The NASDAQ Composite returned 6.8% in March and 17.0% for the quarter. The S&P 500 returned 3.7% in March and 7.5% for the quarter. The Russell 2000, with its heavy exposure to regional bank stocks, declined -4.8% in March and finished the quarter up 2.7%. Growth stocks meaningfully outperformed value stocks for the quarter. The Russell 1000 Growth index returned 14.4% whereas its Value counterpart returned 1.0%. Among small-caps, the Russell 2000 Growth index increased 6.1% for the quarter vs. -0.7% for the Russell 2000 Value index (18% exposure to bank stocks). Sector dispersion was dramatic this quarter with Financials (-5.6%) the clear loser among S&P 500 sectors and Info. Tech. the winner (+21.8%). In addition to Financials, Energy, Health Care and Utilities stocks all lagged this quarter, across the market-cap spectrum.

Fourth quarter 2022 corporate earnings came in better than expected, with 68% of S&P 500 constituents beating consensus forecasts. Although earnings fell -3.5% year-over-year as profit margins declined, top-line nominal sales grew 7.0%. First quarter 2023 earnings results will be closely scrutinized as many companies have issued below-consensus forward guidance.

Returns in international markets varied considerably and many deviated widely from the U.S. markets. The MSCI EAFE index returned 8.6% this quarter, outperforming the S&P 500. European stocks were strong this quarter (+10.7%) despite the ongoing fundamental issues imposed by the Ukraine war. Both French and German stock markets increased almost 15% in the first quarter. The Asia Pacific region performed in line with the U.S. markets, particularly those with more direct exposure to technology. Korean stocks increased almost 10% this quarter and Taiwanese stocks





# Quarterly Market Review

rose almost 15%. China's stock market rose 4.7% as the government assured stimulus programs would be enacted to overcome the effects of the Covid-induced slowdown that was exacerbated by that country's lockdown regimen.

## Fixed Income

The headline CPI inflation rate slowed for a ninth consecutive month to 5% in March, according to BLS data released in early April. Despite the slowing trend, inflation remains much higher than the Fed's 2% target. Bond market volatility has been elevated as market participants continuously recalibrate expectations of two parameters: 1.) the ultimate federal funds terminal rate and 2.) the speed by which said terminal rate will fall once it is achieved. The Fed delivered two 25 basis point rate hikes this quarter, one in February and another in March. The most recent increase represents the ninth hike since March 2022, taking the federal funds rate to a range of 4.75% - 5.0%. In early March, after a strong labor market report, the market expected a terminal fed funds rate of 5.5% - 5.75% (higher than the Fed's own projections) and the possibility of as many as three rate hikes this year. By the end of the quarter, amid the banking sector chaos, the market had slashed rate expectations to a terminal rate of 4.75% - 5.0% and no further hikes in 2023, with the possibility of as many as four rate cuts by January 2024. The Fed's policy tools generally function with a "long and variable lag", implying that the ramifications of recent (and/or future) rate hikes, have yet to fully impact the overall economy. Higher interest rates for longer appears to be the current mantra of the Fed, which will likely result in demand destruction, lower corporate earnings, and the possibility of an economic "hard-landing" / recession. Fed Chair Jerome Powell has emphasized that the fight to bring inflation down to the targeted 2% level is not over, and despite markets' expectations to the contrary, "rate cuts are not in our base case" for the rest of 2023. The speed with which interest rates have risen during the current rate hiking cycle is the fastest to occur since 1980.

The Fed's most recent projections for rates, inflation, unemployment, and GDP suggest a high degree of uncertainty remains for the path of policy decisions going forward. The Fed slightly raised their inflation expectations to 3.3% for 2023 (compared with a 3.1% forecast in December). Unemployment is estimated at 4.5% this year, while GDP is forecast to be 0.4% (down from December's 0.5% estimate).

Similar to the U.S. Fed, the ECB and BOE continued hiking interest rates to curtail inflationary pressures. The ECB has increased its policy rate to 3.5% from 0% since July 2022 and could possibly raise rates another 50 basis points before pausing, although recent improvements in inflation data, especially for countries subject to the most volatility due to energy prices, cast doubt on how much additional tightening may occur.





# Quarterly Market Review

The recent decline in longer dated interest rates caused bond prices to rise higher this quarter. As investors feared a hawkish Fed and banking stress would push the economy into recession, a significant flight to safety into Treasuries and cash occurred. The 10-year U.S. Treasury yield fell to 3.49% at the end of March down from a year-to-date peak of 4.08% on March 2<sup>nd</sup> and last October's peak of 4.25%.

The Bloomberg Barclays Aggregate Bond index rose 3% this quarter, with most of that (2.5%) occurring in March. All U.S. Treasury maturities increased in value this quarter with the returns increasing with longer maturities. 1-3 Year maturities rose 1.6%, 3-5 year maturities increased 2.3%, 5-7 year maturities were up 3.0%, 7-10 year maturities returned 3.5% and long-dated (20+ years) U.S. Treasuries appreciated 6.6% this quarter. High yield bonds rose 3.6% in the first quarter and leveraged loans returned 3.2%.

## Real Assets

The U.S. dollar is typically a significant factor for commodity prices, as it has an inverse relationship with raw material prices. The dollar fell 1.05% in the first quarter, after increasing 8% in 2022. Despite the move lower in the dollar, most commodities declined in the quarter. Crude oil fell 5% in the first quarter, but natural gas was substantially lower, to the tune of 50%, due to a warmer than expected winter. Agricultural commodities, as a group, were flat with the standouts being sugar (+20%) and lean hogs (-20%). Nickel fell 20% this quarter, whereas copper gained a little over 8%. Gold rose 8% year-to-date and silver ticked up a modest 0.8%.

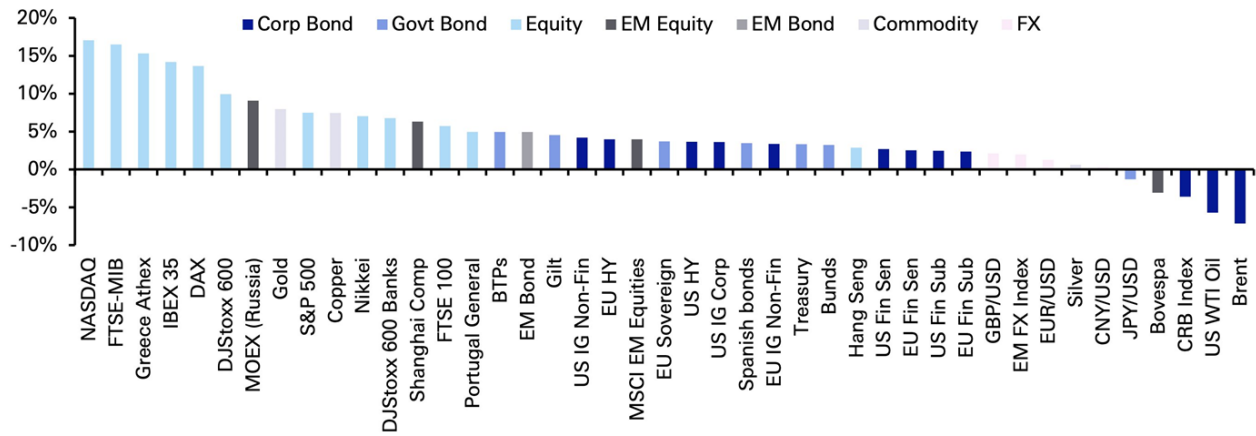




# Quarterly Market Review

## DRAMATIC DISPERSION AMONG ASSET CLASSES IN Q1

Figure 4: Total Return Performance of Major Global Financial Assets in Q1 (in USD)



Source : Deutsche Bank, Bloomberg Finance LP

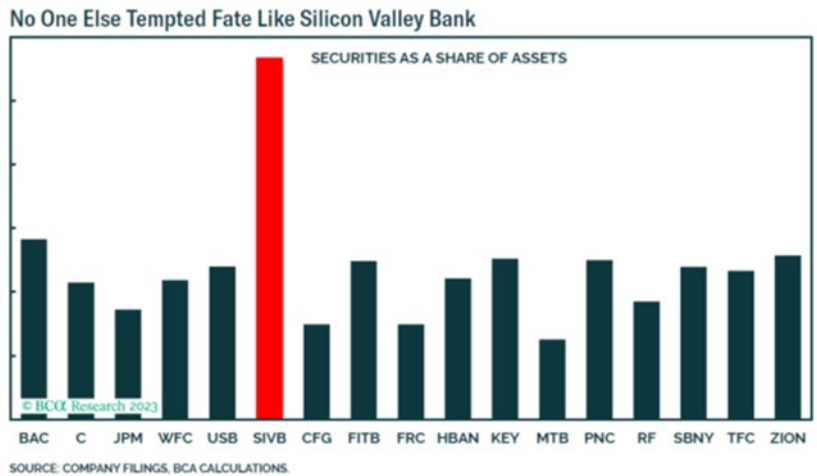
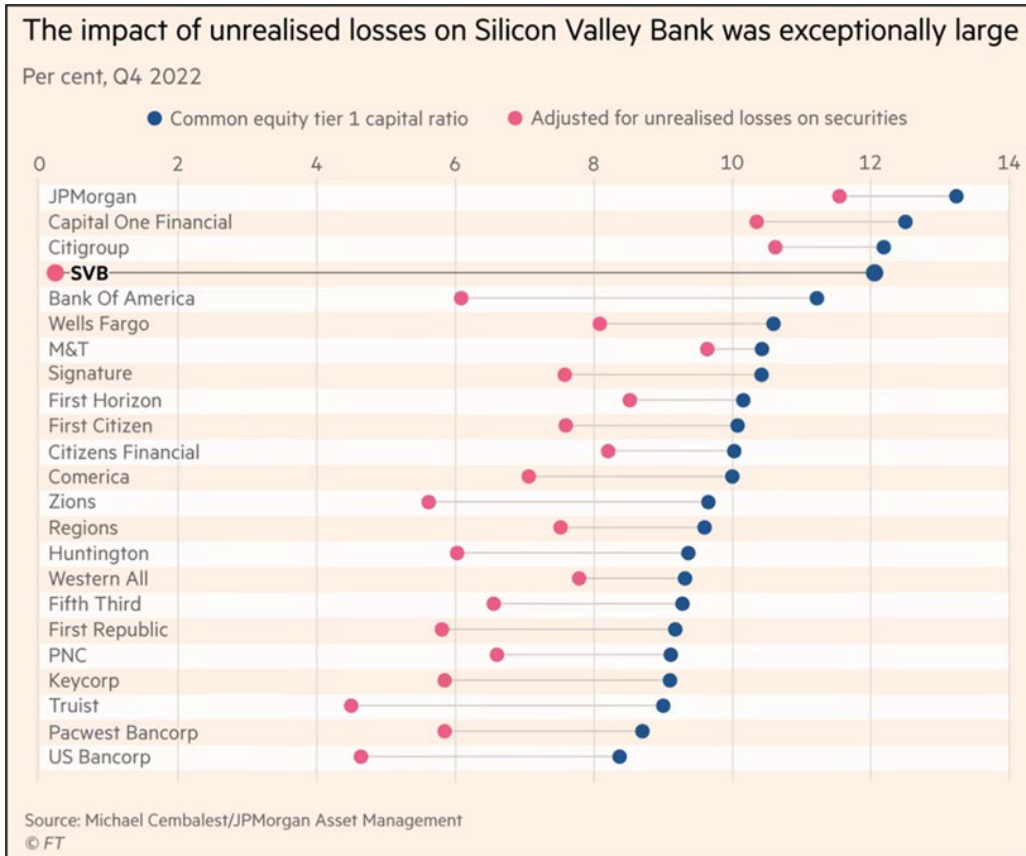
SOURCE: DEUTSCHE BANK, BLOOMBERG





# Quarterly Market Review

## SILICON VALLEY BANK'S SITUATION WAS UNIQUE



SOURCE: FINANCIAL TIMES, BCA





# Quarterly Market Review

## REGIONAL BANK STRESS COULD HAVE KNOCK-ON EFFECTS IN CRE & RESIDENTIAL LOAN MARKETS

CHART 3

### Economically, Small Banks Tend To Punch Above Their Weight



\* INCLUDES COMMERCIAL, MULTI-FAMILY RESIDENTIAL, CONSTRUCTION & LAND DEVELOPMENT, AND FARMLAND REAL ESTATE LOANS.

\*\* INCLUDES SINGLE-FAMILY REAL ESTATE LOANS.

NOTE: DATA AS OF Q4 2022. INCLUDES ALL FDIC-INSURED INSTITUTIONS (COMMERCIAL BANKS AND SAVINGS INSTITUTIONS).

SOURCE: BCA CALCULATIONS BASED ON FEDERAL DEPOSIT INSURANCE CORPORATION (FDIC) DATA.

SOURCE: BCA



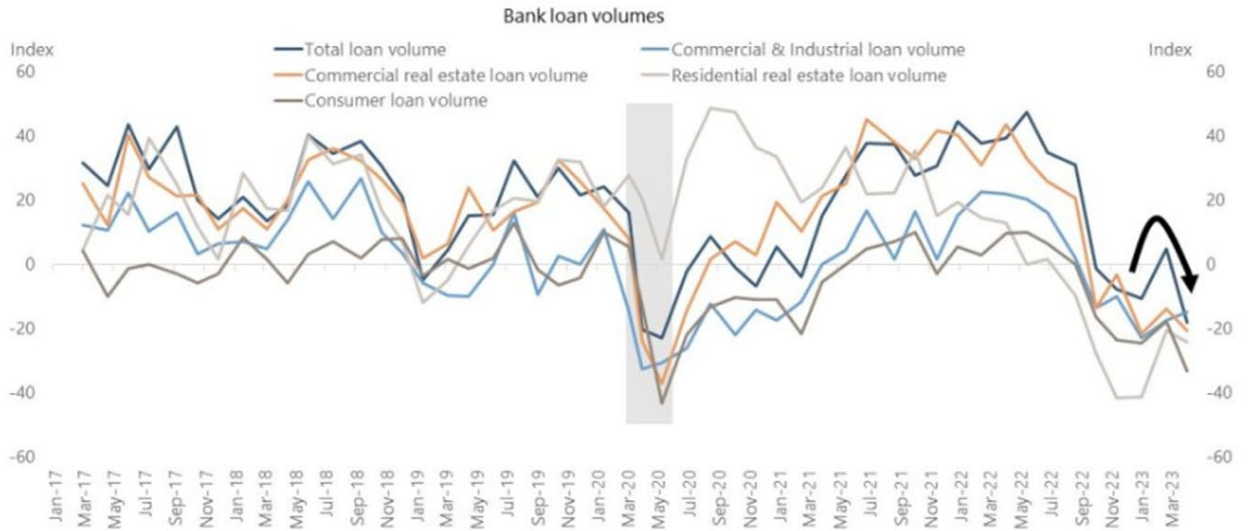




# Quarterly Market Review

## BANK LENDING LIKELY TO SLOW, INCREASING RECESSION RISK

Bank lending has rolled over after SVB



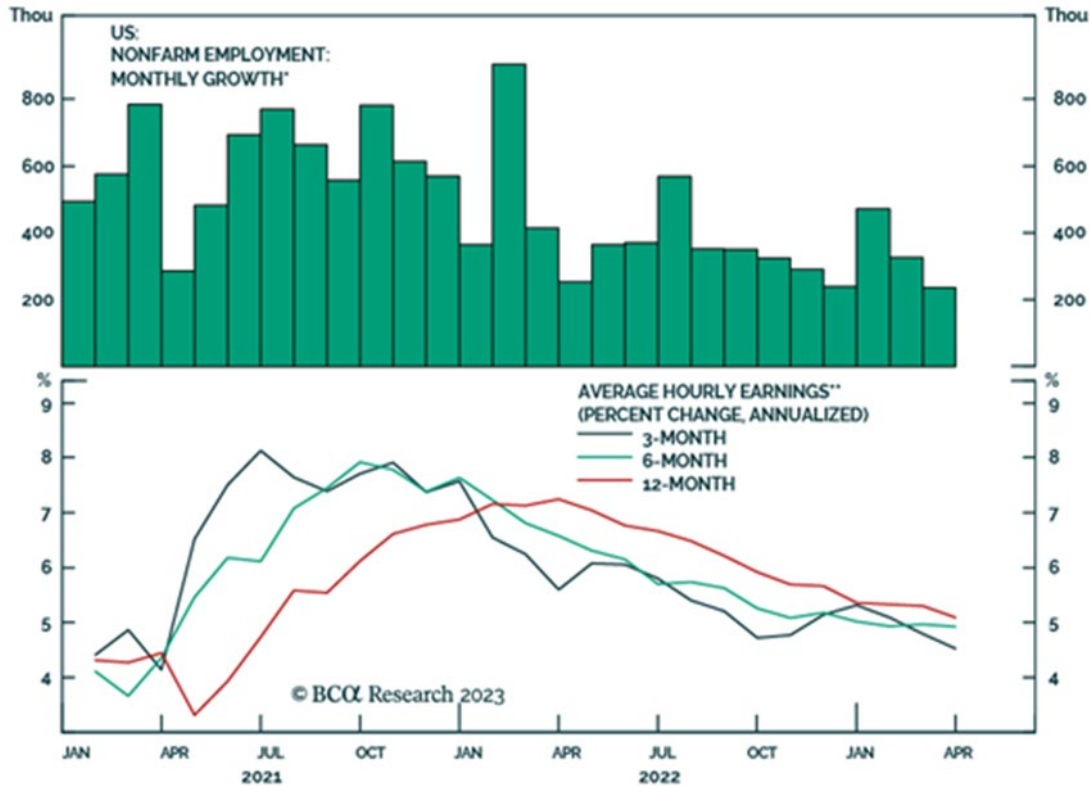
SOURCE: APOLLO GLOBAL MANAGEMENT





# Quarterly Market Review

## FED REMAINS HAWKISH INTO A SLOWING ECONOMY



\* DASHED HORIZONTAL LINE DENOTES MONTHLY EMPLOYMENT GROWTH CONSISTENT WITH FLAT UNEMPLOYMENT AND PARTICIPATION RATES.  
\*\* PRODUCTION AND NONSUPERVISORY EMPLOYEES IN ALL PRIVATE INDUSTRIES. NOTE: ADJUSTED FOR CHANGING COMPOSITION OF EMPLOYMENT IN MAJOR INDUSTRIES. THE OVERALL MONTHLY RATE OF CHANGE IN EARNINGS IS CALCULATED AS A WEIGHTED-AVERAGE OF INDUSTRY-LEVEL EARNINGS. THE INDUSTRY WEIGHTS ARE CALCULATED USING PRIOR MONTH'S TOTAL HOURS WORKED.

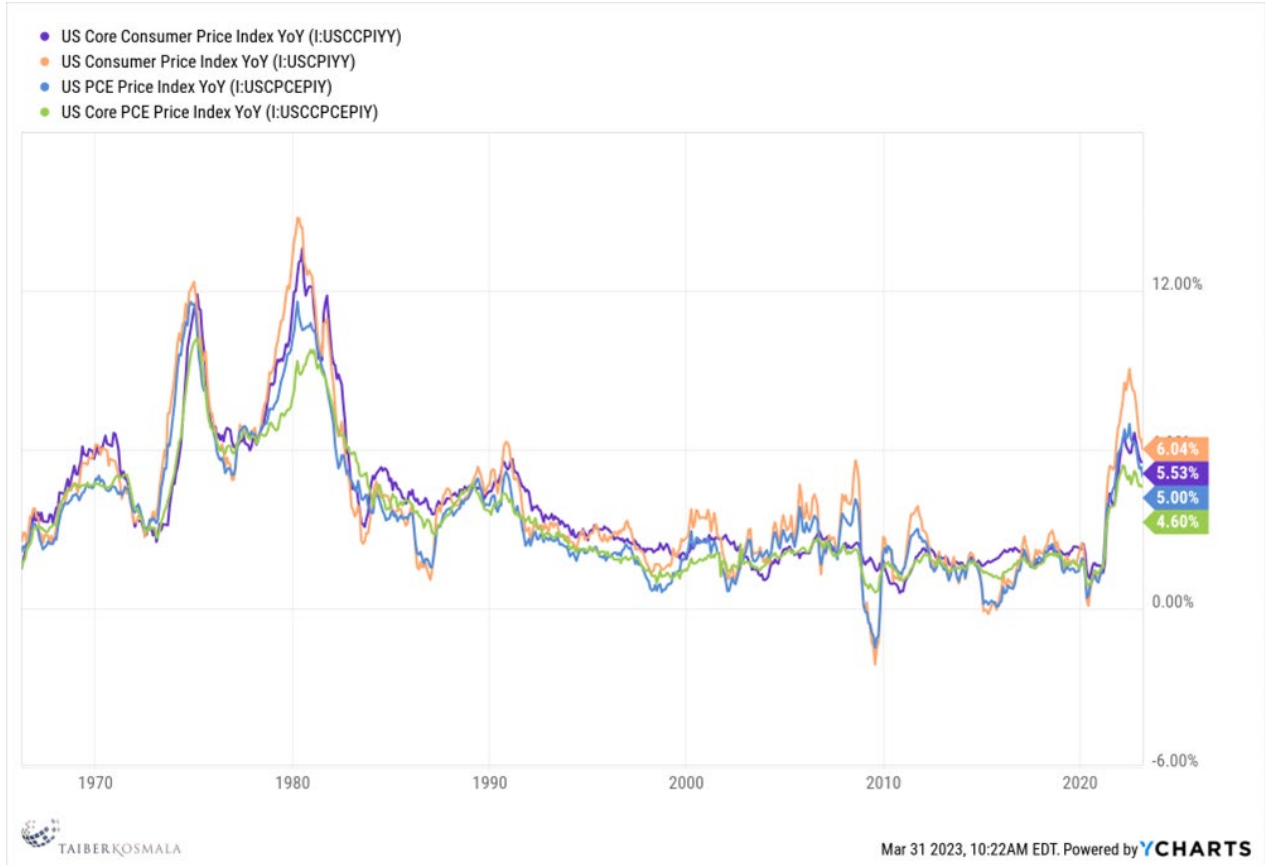
SOURCE: BCA





# Quarterly Market Review

## INFLATION PEAKED LAST JUNE; ARE ADDITIONAL INTEREST RATE HIKES A MISTAKE?



SOURCE: TKA

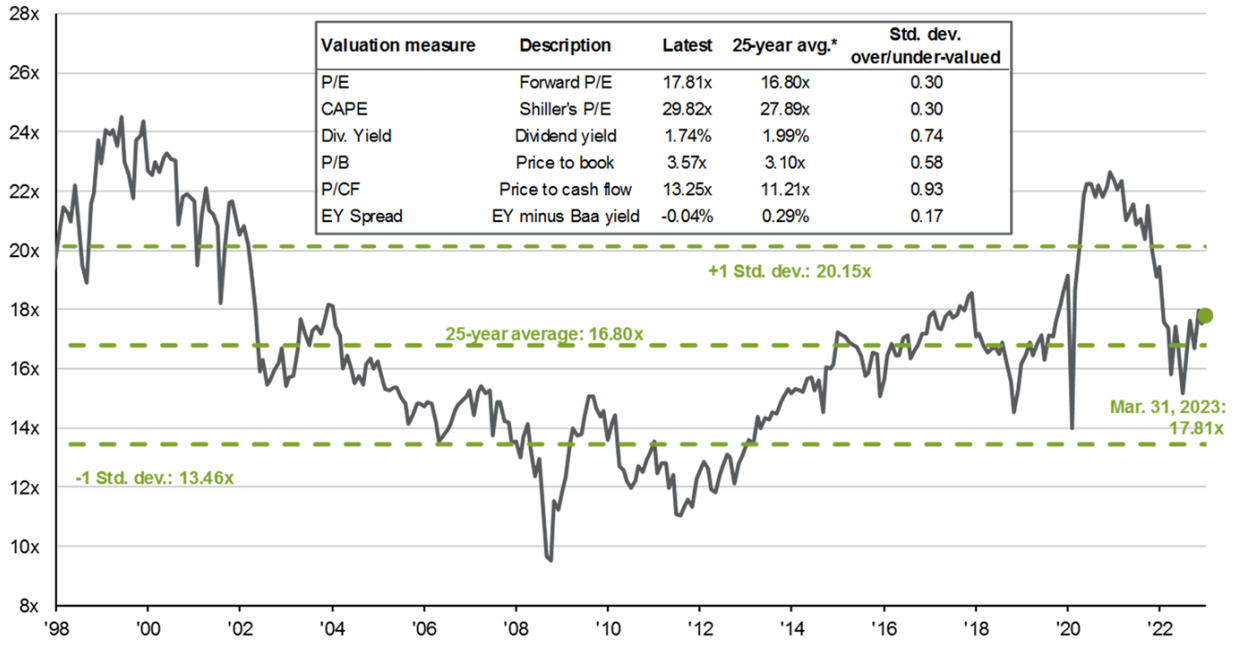




# Quarterly Market Review

## EQUITY MULTIPLES APPEAR LOFTY IF THE ECONOMY IS HEADED FOR A SLOWDOWN

**S&P 500 Index: Forward P/E ratio**



SOURCE: J.P. MORGAN





# Quarterly Market Review

## LAST YEAR'S EQUITY MARKET PULL-BACK COULD SET THE STAGE FOR POSITIVE FUTURE RETURNS

### S&P 500: Down Prior Year, Up in Q1

Year	Prior Calendar Year % Chg	Q1 % Chg	April % Chg	Q2 % Chg	Rest of Year % Chg
Apr-54	-6.62	8.59	4.90	8.43	33.56
Apr-58	-14.31	5.28	3.18	7.46	31.14
Apr-61	-2.97	11.96	0.38	-0.65	9.98
Apr-63	-11.81	5.50	4.85	4.21	12.69
Apr-67	-13.09	12.29	4.22	0.49	6.95
Apr-75	-29.72	21.59	4.73	14.19	8.19
Apr-91	-6.56	13.63	0.03	-1.08	11.16
Apr-95	-1.54	9.02	2.80	8.80	23.01
Apr-16	-0.73	0.77	0.27	1.90	8.69
Apr-19	-6.24	13.07	3.93	3.79	13.98
Apr-23	-19.44	3.43	?	?	?

Past performance is no guarantee of future results.

SOURCE: BESPOKE

### IMPORTANT DISCLOSURES

The information in this report was prepared by Taiber Kosmala & Associates, LLC. Opinions represent TKS' and IPIS' opinion as of the date of this report and are for general information purposes only and are not intended to predict or guarantee the future performance of any individual security, market sector or the markets generally. IPI does not undertake to advise you of any change in its opinions or the information contained in this report. The information contained herein constitutes general information and is not directed to, designed for, or individually tailored to, any particular investor or potential investor.

This report is not intended to be a client-specific suitability analysis or recommendation, an offer to participate in any investment, or a recommendation to buy, hold or sell securities. Do not use this report as the sole basis for investment decisions. Do not select an asset class or investment product based on performance alone. Consider all relevant information, including your existing portfolio, investment objectives, risk tolerance, liquidity needs and investment time horizon.

This communication is provided for informational purposes only and is not an offer, recommendation or solicitation to buy or sell any security or other investment. This communication does not constitute, nor should it be regarded as, investment research or a research report, a securities or investment recommendation, nor does it provide information reasonably sufficient upon which to base an investment decision. Additional analysis of your or your client's specific parameters would be required to make an investment decision. This communication is not based on the investment objectives, strategies, goals, financial circumstances, needs or risk tolerance of any client or portfolio and is not presented as suitable to any other particular client or portfolio. Securities and investment advice offered through Investment Planners, Inc. (Member FINRA/SIPC) and IPI Wealth Management, Inc., 226 W. Eldorado Street, Decatur, IL 62522. 217-425-6340.

